


Name.....

# Exercise Sheet G1A

Date.....

## AB Music Theory Paper G1A

1. Complete the bars with simple notes (one note for every beat)



2. Write the notes 'time' names in the spaces e.g 'crotchet'




name..... name..... name..... name..... name.....

3. Convert the notes into accidentals (write #'s and b's etc *in the stave*) as directed below and then name the note in the space




.....Sharp          .....Flat          .....Natural          .....Flat          .....Sharp

4. Write in the named notes as crotchets or minims and be careful of stem direction

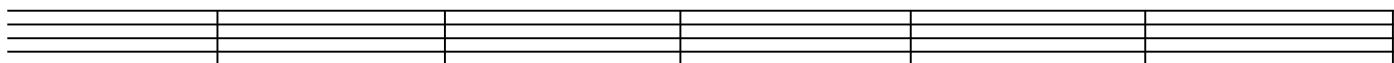


Middle C          D          Fsharp          Dflat          Enatural          F (below the stave)          G

5. Draw the 'missing' clef before the suggested Major key signatures



6. Write the named rests in the stave



quaver          semibreve          crotchet          minim          half-note rest          quarter-note rest